


# Sky Tunnel

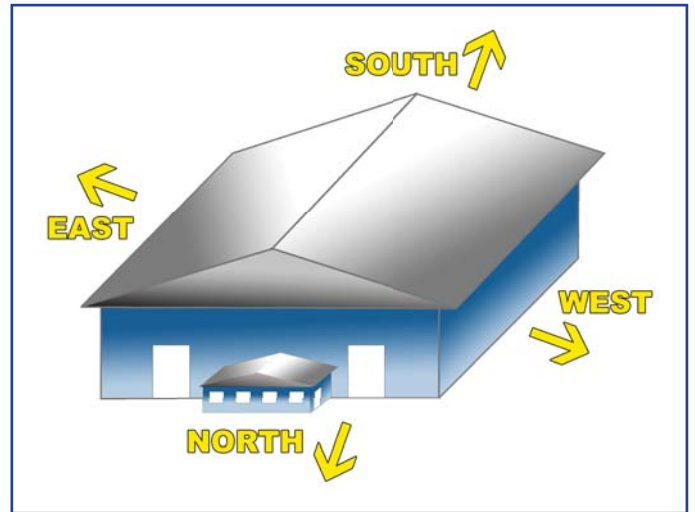


Daylighting in the Workplace  
Commercial Case Study



## Basic Information

- Facility:** Manufacturing Plant.
- Location:** Pampanga, Philippines.
- Orientation:** Building faces NNW, meaning Sky Tunnels will be installed on roofs facing WSW & ENE.
- Application:** General Factory Lighting
- Product:** 535mm Sky Tunnel with upto 1700mm 98% Reflective Miro Silver Tubing.
- Quantity:** 56 of - evenly distributed.
- Objective:** Install Natural Lighting to improve overall light levels. This will assist the quality control procedures to be carried out more effectively, improve staff comfort and reduce the expenditure on energy such as electricity.
- Energy:** Prior to the Installation of the 56 x Sky Tunnels, the manufacturing plant was utilising 40 x 400W Hi-bay lights for up to 50 hours per week. This equates to approx 41,600kWh in a 12 month period.



## Solar Heat Gain

Testing of the temperatures on site prior to Sky Tunnel Installation, the following results were observed:

<b>Outside in shade:</b>	32.3° C	<b>Underside of Roof Sheet:</b>	45.5° C
<b>Inside at working height:</b>	26.3° C	<b>Underside of Steel Beams:</b>	36.0° C
<b>Bottom of 400W Globes:</b>	94.5° C	<b>Underside of Insulation:</b>	29.1° C

Testing of the temperatures on site after Sky Tunnel Installation, the following results were observed:

<b>Outside in shade:</b>	32.0° C	<b>Underside of Roof Sheet:</b>	45.3° C
<b>Inside at working height:</b>	25.8° C	<b>Underside of Steel Beams:</b>	35.8° C
<b>Bottom of Diffusers:</b>	29.8° C	<b>Underside of Insulation:</b>	29.0° C

As can be seen from the above results, the 56 x Sky Tunnels produce less impact on the overall heat load on the building than the 40 x 400W Hi-bay lights that were being utilised.

## Light Levels

Tests were conducted in the month of December, when the sun is at its lowest angle for the year in the Philippines, at only 52°. The days are also at their shortest, with only just over 11 hours of sunlight. This decreases the available light, which affects the performance of the Sky Tunnels. Levels increase throughout the year, peaking in June. In the Southern Hemisphere, the results would be the opposite.

Light Levels were tested prior to Installation of the Sky Tunnels, with all other light sources such as rollers doors & windows closed.

The Light Levels were then tested after installation, with other light sources blocked again. The light levels were tested at three different times of the day to show the duration of their effective performance without the need for the 40 x 400W Hi-bay lights.

Positions were randomly chosen throughout the plant, therefore distance from roof to ceiling (6.5m to 8.6m), as well as positioning of pallet racking and machinery also affects the overall performance in any given position. Light levels were measured at a working height of 700mm above the floor.



Position No.	Activity in Area	Recommended Minimum	Lux from Electric Lights	Lux from Sky Tunnels at 9am	Lux from Sky Tunnels at 11:30am	Lux from Sky Tunnels at 2:00pm
1	Basic Factory Work	100	175	127	417	387
2	Basic Factory Work	100	165	135	241	214
3	Basic Factory Work	100	170	124	187	219
4	Basic Factory Work	100	175	125	362	324
5	Basic Factory Work	100	198	142	425	253
6	Basic Factory Work	100	182	155	332	213
7	Basic Factory Work	100	166	129	380	319
8	Packaging / Loading	150	166	284	376	131
9	Packaging / Loading	150	145	251	361	141
10	Packaging / Loading	150	134	216	289	136
11	Pallet Racking Aisle	50	106	64	111	98
12	Pallet Racking Aisle	50	112	88	185	109
13	Pallet Racking Aisle	50	54	93	171	106
14	Thoroughfare	50	177	187	262	151
15	Thoroughfare	50	185	175	361	279
16	Thoroughfare	50	158	185	297	192
17	Thoroughfare	50	133	161	260	172
18	Thoroughfare	50	165	146	291	160
19	Thoroughfare	50	178	151	294	225
20	Thoroughfare	50	181	137	362	318

<b>AVERAGE LUX</b>	156	154	298	207
--------------------	-----	-----	-----	-----

The results show that the Sky Tunnels give a performance equal to or greater than the existing electric lighting for a minimum of 5 hours per day during the month of December. The factory is actually only running the electric lights for an hour in the early morning, and during summer months will not use the electric lights at all. Of greater note, the Sky Tunnels are generating more light than required for a particular task being undertaken in the area.





## Commercial Case Study



### Conclusion

The solar heat gain and light level results show that the 56 x Sky Tunnels installed have exceeded the initial objectives of the project.

- \* Staff comfort levels have been improved.
- \* Light levels have been improved for a significant proportion of the working day.
- \* Energy usage has been reduced.

### How much Energy has been saved?

Based on a 6 day working week = 50 Hours

#### Energy use prior to installation:

40 x 400W Hi-Bay x 50 Hours = **41,600kWh**

#### Energy after Installation:

Sky Tunnels for 40 Hours = 0kWh

40 x 400W Hi-Bay x 10 Hours = **8,320kWh**

***This represents a saving of approx 33,000kWh over a 12 month period!***

The savings in electricity expenditure could pay for the product & installation in under 2 years.

This is dependant on several factors such as local Sky Tunnel product costs, installation costs, the hours of effective daylight being harnessed and the hours of operation. These need to be compared against the cost of alternative lighting products, maintenance of these systems and the actual running costs.

**Utilising Sky Tunnels in commercial applications has both financial and environmental benefits!**

### Distributors:

#### Australia

**CALIDAD Industries**  
1/40 Inspiration Drive  
Wangara, W.A. 6065  
Australia  
Ph: +61 (08) 9302 6622  
Email: info@calidad.net.au

#### United Kingdom & Ireland


**Sola Skylights UK**  
Unit 9, Sola House,  
Dabble Duck Industrial Estate  
Shildon, County Durham, DL4 2RF  
Ph: +44 (0) 1388 778445  
Email: info@solaskylights.com

#### South East Asia

**SG Eco Industries**  
Bldg 15A, Philexcel Business Park  
M-Roxas Hi-way  
Clark Freeport Zone, Philippines  
Ph: +63 (045) 499 1037  
Email: office@eco.ph

#### Middle East

**Green Energy Solutions**  
Shed 4, Obaid Ghanim Al Mutaiwie Warehouses  
18 Street Community 364  
Al Ghose 1, Dubai, UAE.  
Ph: +971 (04) 338 2455  
Email: info@greenenergysolutions.ae



**[www.skytunnel.com](http://www.skytunnel.com)**